

# Hose Type 6/4-1650

64008.1650

ID6 - Series: B and Y

**SPIR STAR®**

## Applications

- Waterblast:** Heat exchanger tube cleaning
- Hydraulics:** Bolt tensioning, pressure test equipment (valves, tooling and control panels), hydraulic tools (instrumentation packages for gauges, control of service equipment, hydraulic jacks, hydraulic tools)
- Oil and Gas:** Grease injection, chemical injection, control of subsea hydraulic components, nitrogen service, Gaseous media handling



## Technical Information

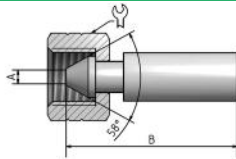
- Inner Core:** Polyoxymethylene (POM)
- Pressure Support:** 4 layers of high-tensile steel wire
- Outer Cover:** Polyamide (PA)
- Color:** Grey
- Temperature:** -30°C to +70°C [-22°F to 158°F]

Ø ID	Ø OD	Working Pressure -- (SF 2.5:1)	Burst Pressure	Bend Radius	Weight	Insert ID
6,3 mm	12,6 mm	--	1.650 bar	180 mm	0,295 kg/m	3,5 mm
0,25 inch	0,50 inch	--	23.925 psi	7,09 inch	0,198 lbs/ft	0,14 inch

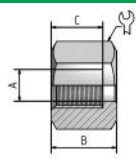
Part no.	Thread	Material	Dimensions (mm)				Sleeve
			A	B	C	⚙	
<b>Sleeve</b>							
10640101	-	Steel	16,4	47,5	-	-	
10640105	-	AISI 316Ti	16,4	47,1	-	-	
<b>Blast-Pro® sleeve</b>							
10640232	-	Steel	14,5	26	-	-	


Part no.	Thread	Material	Nut	Dimensions (mm)				Insert
				A	B	C	⚙	
<b>HP fitting</b>								
40640205B	3/8"x24UNF LH	AISI 316Ti	-	3,5	90	20	-	

Part no.	Thread	Material	Sleeve	Dimensions (mm)				⚙️	Blast-Pro® Insert*
				A	B	C			
<b>Blast-Pro® HP fitting</b>									
40640214Y	3/8"x24UNF LH	Stainless steel	10640232	4	52	21	12		
<b>Blast-Pro® HP female</b>									
40640234Y	3/8"x24UNF	Stainless steel	10640232	4	50	15	12		
Part no.	Thread	Material	Nut	Dimensions (mm)				⚙️	Insert
				A	B	C			
<b>Male fitting</b>									
30640401B	1/4"x18NPTF	Steel	-	3,5	70	14	14		
<b>Male fitting 60° internal cone</b>									
30640301B	G1/4"	Steel	-	3,5	67	12	14		
<b>Male fitting flat seal</b>									
30640011B	M8x1.25	Steel	-	3,5	68	12	8		
<b>Female swivel 24°/60°</b>									
20640301B	G1/4"	Steel	50540301, 50540305	3,5	62	-	19		
<b>Female swivel with O-Ring</b>									
20640241B	M18x1,5	Steel	50620201	3,5	72	-	22		
20640202B	M24x1,5	Steel	51321206	3,5	81	-	32		


Part no.	Thread	Material	Nut	Dimensions (mm)				Insert
				A	B	C	⌀	
<b>Type M female swivel</b>								
20640641B	9/16"x18UNF	Steel	50540601	3,5	63	-	19	
20640645B	9/16"x18UNF	AISI 316Ti	50540605	3,5	63	-	19	

<b>JIC female swivel</b>								
20640655B	9/16"x18UNF	AISI 316Ti	50540605	3,5	58	-	19	



Part no.	Thread	Material	Relief bores	Dimensions (mm)				Swivel nut
				A	B	C	⌀	
<b>Swivel nut</b>								
50540601	9/16"x18UNF	Steel	1 radial	9,2	18	14	19	
50540605	9/16"x18UNF	AISI 316Ti	1 radial	9,2	18	14	19	
50540301	G1/4"	Steel	1 radial	9,2	16,5	8,5	19	
50540305	G1/4"	AISI 316Ti	1 radial	9,2	16,5	8,5	19	
50620201	M18x1,5	Steel	1 radial	9,2	22	12	22	
51321206	M24x1,5	Steel	2 axial	16,8	23	16	32	

Part no.	Size (mm)	Material	Crimp ring	Hose protection
<b>Hose protection without spiral</b>				
1.901822	ID Ø18, OD Ø22	PVC	1002426	
1.902026	ID Ø20, OD Ø26	PVC	-	

<b>Hose protection with spiral</b>				
1.912026	ID Ø19, OD Ø26	PVC	1003035	

Part no.	Material	Crimp ring	Dimensions (mm)		Bend restrictor
			Ø	Length	
<b>Rubber bend restrictor</b>					
1.9518600	Rubber	1003035	34	126	



Part no.	Mesh length (mm)	Overall length (mm)	Breaking strength (kN)	Suitable for SPIR STAR® hose outer diameter (mm)	Hose securing grip
<b>Hose securing grip short version</b>					
9056400	600,00	740,00	10,20	10-15	
<b>Hose securing grip long version</b>					
905640L	600,00	990,00	10,20	10-15	

<b>Accessories combinations</b>				
<b>Without hose protection</b>				
Description	Bend restrictor	Crimp ring	Securing grips	
Bend restrictor	1.9518600	1003035	-	
Securing grip	-	-	9056400	
Bend restrictor and securing grip	1.9518600	1003035	905640L	
<b>Hose protection without spiral</b>				
Description	Protection hose	Bend restrictor	Crimp ring	Securing grips
Protection hose	1.901822	-	1002426	-
with bend restrictor	1.901822	1.9518600	1003035	-
with securing grip	1.902026	-	-	9056400
with bend restrictor and securing grip	1.902026	1.9518600	1003035	905640L
<b>Hose protection with spiral</b>				
Description	Protection hose	Bend restrictor	Crimp ring	Securing grips
Protection hose	1.912026	-	1003035	-
with bend restrictor	1.912026	1.9518600	1003035	-
with securing grip	1.912026	-	-	9056400
with bend restrictor and securing grip	1.912026	1.9518600	1003035	905640L

Production related variations of the burst pressure of up to 5 % are possible. Other colors upon request.

The safety factors between the burst pressure and the working pressure as well as the test pressure depend on the operating conditions. For gaseous media the outer cover is to be pinpricked.

Regarding the safety factor for gaseous media please contact your local SPIR STAR® assembling center.

The indicated working pressure refers to the hose only. Depending on the used fitting the permitted working pressure of a hose assembly may be less.

\*) Blast-Pro® fittings may only be used for tube cleaning operations inside the tube. They have not been designed for the use outside of tubes.

We reserve our rights for technical changes without notice. Subject to printing errors.