

Hose Type 6/2-1100

62070.1100



DuraLife Flex ®

ID6 - Series: A and Q

Applications

- Waterblast:** Heat exchanger tube cleaning
- Hydraulics:** Pressure test equipment (valves, tooling and control panels), hydraulic tools (instrumentation packages for gauges, control of service equipment, hydraulic jacks, hydraulic tools)



Technical Information

- Inner Core:** Polyoxymethylene (POM)
- Pressure Support:** 2 layers of high-tensile steel wire
- Outer Cover:** Polyamide (PA)
- Color:** Green
- Temperature:** -30°C to +70°C [-22°F to 158°F]

Ø ID	Ø OD	Working Pressure -- (SF 2.5:1)	Burst Pressure	Bend Radius	Weight	Insert ID
6,3 mm	11,6 mm	--	1.100 bar	110 mm	0,175 kg/m	4,0 mm
0,25 inch	0,46 inch	--	15.950 psi	4,33 inch	0,117 lbs/ft	0,16 inch

Part no.	Thread	Material	Dimensions (mm)				Sleeve
			A	B	C	Wrench	
Sleeve							
10620101	-	Steel	13,9	39,6	-	-	
10620105	-	AISI 316Ti	13,9	42	-	-	

Part no.	Thread	Material	Hose part	Dimensions (mm)				OnePiece Fittings® WS
				A	B	C	Wrench	
OnePiece Fittings® with wrench size								
30620461Q	1/4"x18NPTF	Steel	30620462/1Q	13,5	43	14	12	
30620361Q	G1/4"	Steel	30620462/1Q	13,5	43	14	12	

Part no.	Thread	Material	Nut	Dimensions (mm)				Insert
				A	B	C	Wrench	
HP fitting								
40620205A	9/16"x18UNF LH	AISI 316Ti	-	4	95	24	-	

Part no.	Thread	Material	Nut	Dimensions (mm)				Insert
				A	B	C	⌀	
Male fitting								
30620411A	1/8"x27NPTF	Steel	-	4	58	10	12	
30620401A	1/4"x18NPTF	Steel	-	4	68	14	14	
30620405A	1/4"x18NPTF	AISI 316Ti	-	4	68	14	14	
30620451A	3/8"x18NPTF	Steel	-	4	64	14	17	
30620041A	M10x1	Steel	-	4	65	12	12	
30620311A	G1/8"	Steel	-	4	59	10	9	
Male fitting 60° internal cone								
30620341A	G1/4"	Steel	-	4	62,5	12	14	
30620321A	G3/8"	Steel	-	4	60,5	12	17	
Male fitting 100° external cone								
30620361A	G1/4"	Steel	-	4	67	18	17	
Male fitting for USIT® Ring								
30620391A	G1/4"	Steel	-	4	61	11	22	
30620351A	G3/8"	Steel	-	4	61	11	24	
Male fitting flat seal								
30620381A	G1/4"	Steel	-	4	66	15	12	
Male fitting DIN3852 T2 form A								
30620301A	G1/4"	Steel	-	4	64	12	19	
Female fitting NPT/NPTF								
30620441A	1/4"x18NPTF	Steel	-	4	66,5	20	19	
Female swivel 24°/60°								
20620301A	G1/4"	Steel	50540301	4	55	-	19	
20620305A	G1/4"	AISI 316Ti	50540305	4	55	-	19	
20620101A	M14x1,5	Steel	50540101	4	55	-	19	
20620141A	M16x1,5	Steel	50620121	4	56	-	19	
20620145A	M16x1,5	AISI 316Ti	50620125	4	56	-	19	

Part no.	Thread	Material	Nut	Dimensions (mm)				Insert
				A	B	C	⌀	
Female swivel with O-Ring								
20620241A	M18x1,5	Steel	50620201	4	65	-	22	
20620211A	M22x1,5	Steel	51060201, 51060205	4	75	-	30	
20620042A	M24x1,5	Steel	51321206	4	73	-	32	
Type M female swivel								
20620641A	9/16"x18UNF	Steel	50540601, 50560601	4	57	-	19	
20620645A	9/16"x18UNF	AISI 316Ti	50540605, 50560605	4	57	-	19	
JIC female swivel								
S20630615A	9/16"x18UNF	AISI 316Ti	S5063615	4	53	-	19	

Part no.	Thread	Material	Relief bores	Dimensions (mm)				Swivel nut
				A	B	C	⌀	
Swivel nut								
50540601	9/16"x18UNF	Steel	1 radial	9,2	18	14	19	
50540605	9/16"x18UNF	AISI 316Ti	1 radial	9,2	18	14	19	
S5063615	9/16"x18UNF	AISI 316Ti	1 radial	9,5	18	14	19	
50540301	G1/4"	Steel	1 radial	9,2	16,5	8,5	19	
50540305	G1/4"	AISI 316Ti	1 radial	9,2	16,5	8,5	19	
50540101	M14x1,5	Steel	1 radial	9,2	16,5	8,5	19	
50620121	M16x1,5	Steel	1 radial	9,2	17,5	10	19	
50620125	M16x1,5	AISI 316Ti	1 radial	9,5	17,5	10	19	
50620201	M18x1,5	Steel	1 radial	9,2	22	12	22	
51060201	M22x1,5	Steel	2 axial	14,2	23	14	30	
51060205	M22x1,5	AISI 316Ti	2 axial	14,2	25	14	30	
51321206	M24x1,5	Steel	2 axial	16,8	23	16	32	


Hose Type 6/2-1100


62070.1100



SPIR STAR®

DuraLife Flex®

ID6 - Series: A and Q

Part no.	Size (mm)	Material	Crimp ring	Hose protection
Hose protection without spiral				
1.901418	ID Ø14, OD Ø18	PVC	1001921	
1.901822	ID Ø18, OD Ø22	PVC	-	

Part no.	Material	Crimp ring	Dimensions (mm)		Bend restrictor
			Ø	Length	
Rubber bend restrictor					
1.9518600	Rubber	1003035	34	126	

Part no.	Mesh length (mm)	Overall length (mm)	Breaking strength (kN)	Suitable for SPIR STAR® hose outer diameter (mm)	Hose securing grip
Hose securing grip short version					
9056400	600,00	740,00	10,20	10-15	
Hose securing grip long version					
905640L	600,00	990,00	10,20	10-15	

Accessories combinations				
Without hose protection				
Description	Bend restrictor	Crimp ring	Securing grips	
Bend restrictor	1.9518600	1003035	-	
Securing grip	-	-	9056400	
Bend restrictor and securing grip	1.9518600	1003035	905640L	
Hose protection without spiral				
Description	Protection hose	Bend restrictor	Crimp ring	Securing grips
Protection hose	1.901418	-	1001921	-
with bend restrictor	1.901418	1.9518600	1003035	-
with securing grip	1.901822	-	-	9056400
with bend restrictor and securing grip	1.901822	1.9518600	1003035	905640L

Production related variations of the burst pressure of up to 5 % are possible. Other colors upon request.

The safety factors between the burst pressure and the working pressure as well as the test pressure depend on the operating conditions. For gaseous media the outer cover is to be pinpricked.

Regarding the safety factor for gaseous media please contact your local SPIR STAR® assembling center.

The indicated working pressure refers to the hose only. Depending on the used fitting the permitted working pressure of a hose assembly may be less.

*) Blast-Pro® fittings may only be used for tube cleaning operations inside the tube. They have not been designed for the use outside of tubes.

We reserve our rights for technical changes without notice. Subject to printing errors.