



Applications

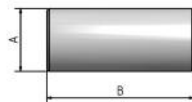
Waterblast: Surface preparation (concrete removal, surface cleaning of buildings, paint removal), tank and vessel cleaning, ultra high-pressure waterjet cutting and hydro demolition (cutting and demolition of armoured concrete, pipelines, paper or steel)

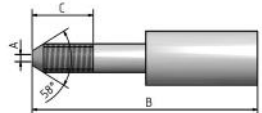
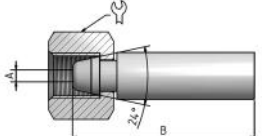
Hydraulics: Pressure test equipment (valves, tooling and control panels), hydroforming

Technical Information

Inner Core: Polyoxymethylene (POM)
Pressure Support: 8 layers of high-tensile steel wire
Outer Cover: Polyamide (PA)
Color: Chrome yellow
Temperature: -30°C to +60°C [-22°F to 140°F]

Ø ID	Ø OD	Working Pressure -- (SF 2,5:1)	Burst Pressure	Bend Radius	Weight	Insert ID
4,5 mm	15,3 mm	--	3.200 bar	250 mm	0,693 kg/m	2,5 mm
0,18 inch	0,60 inch	--	46.400 psi	9,84 inch	0,464 lbs/ft	0,10 inch

Part no.	Thread	Material	Dimensions (mm)				Sleeve
			A	B	C	⚙	
Sleeve							
10580116	-	Steel	19,7	68,8	-	-	

Part no.	Thread	Material	Nut	Dimensions (mm)				Insert
				A	B	C	⚙	
HP fitting								
40560294E	1/4"x28UNF LH	Stainless steel	-	2,5	103	14	-	
40560284E	3/8"x24UNF LH	Stainless steel	-	2,5	112	20	-	
40560264E	9/16"x18UNF LH	Stainless steel	-	2,5	124	24	-	
40560274E	M14x1,5 LH	Stainless steel	-	2,5	124	24	-	
Female swivel 24°/60°								
20560314E	G1/4"	Stainless steel	50560301	2,5	84	-	22	
20560164E	M14x1,5	Stainless steel	50540101	2,5	84	-	19	



Part no.	Thread	Material	Nut	Dimensions (mm)				Insert
				A	B	C	⌀	
Type M female swivel								
20560694E	9/16"x18UNF	Stainless steel	50560605, 50560601	2,5	85	-	22	

HP female swivel								
20560614E	9/16"x18UNF	Stainless steel	50560605, 50560601	2,5	79	-	22	

Part no.	Thread	Material	Relief bores	Dimensions (mm)				Swivel nut
				A	B	C	⌀	
Swivel nut								
50560601	9/16"x18UNF	Steel	I radial	9,2	18	14	22	
50560605	9/16"x18UNF	AISI 316Ti	I radial	9,2	18	14	22	
50560301	G1/4"	Steel	I radial	9,2	19	11	22	
50540101	M14x1,5	Steel	I radial	9,2	16,5	8,5	19	

Part no.	Material	Crimp ring	Dimensions (mm)		Bend restrictor
			Ø	Length	
PU bend restrictor					
1.9518306C	PU	1003035	34	250	

Part no.	Size (mm)	Material	Crimp ring	Hose protection
1.902228	ID Ø22, OD Ø28	PVC	1002830	
1.902531	ID Ø25, OD Ø31	PVC	-	
Hose protection with spiral				
1.912229	ID Ø22, OD Ø35	PVC	1003035	
1.912532	ID Ø25, OD Ø32	PVC	-	

Part no.	Mesh length (mm)	Overall length (mm)	Breaking strength (kN)	Suitable for SPIR STAR® hose outer diameter (mm)	Hose securing grip
Hose securing grip short version					
9086400	600,00	780,00	20,40	15-20	
Hose securing grip long version					
908640L	600,00	990,00	20,40	15-20	

Accessories combinations

Without hose protection				
Description	Bend restrictor	Crimp ring	Securing grips	
Bend restrictor	1.9518306C	1003035	-	
Securing grip	-	-	9086400	
Bend restrictor and securing grip	1.9518306C	1003035	908640L	
Hose protection without spiral				
Description	Protection hose	Bend restrictor	Crimp ring	Securing grips
Protection hose	1.902228	-	1002830	-
with bend restrictor	1.902531	1.9518306C	1003035	-
with securing grip	1.902531	-	-	9086400
with bend restrictor and securing grip	1.902531	1.9518306C	1003035	908640L
Hose protection with spiral				
Description	Protection hose	Bend restrictor	Crimp ring	Securing grips
Protection hose	1.912229	-	1003035	-
with bend restrictor	1.912532	1.9518306C	1003035	-
with securing grip	1.912532	-	-	9086400
with bend restrictor and securing grip	1.912532	1.9518306C	1003035	908640L

Production related variations of the burst pressure of up to 5 % are possible. Other colors upon request.

The safety factors between the burst pressure and the working pressure as well as the test pressure depend on the operating conditions. For gaseous media the outer cover is to be pinpricked.

Regarding the safety factor for gaseous media please contact your local SPIR STAR® assembling center.

The indicated working pressure refers to the hose only. Depending on the used fitting the permitted working pressure of a hose assembly may be less.

*) Blast-Pro® fittings may only be used for tube cleaning operations inside the tube. They have not been designed for the use outside of tubes.

We reserve our rights for technical changes without notice. Subject to printing errors.