

Hose Type 5/4HT®

54HT458



High temperature

ID5 - Series: H

Applications


Oil and Gas: Methanol service (oil rigs, distribution panels, umbilicals), jumper/ subsea well control, chemical injection, control of subsea hydraulic components, nitrogen service, Gaseous media handling

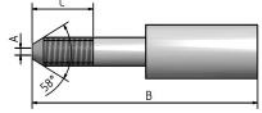
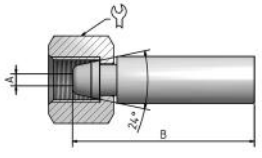
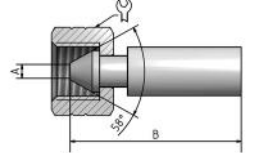


Technical Information

Inner Core: Polyvinylidenfluoride (PVDF)
Pressure Support: 4 layers of high-tensile steel wire
Outer Cover: Polyvinylidenfluoride (PVDF)
Color: Light grey
Temperature: -20°C to +150°C [-4°F to 300°F]

Ø ID	Ø OD	Working Pressure (SF 3.2:1)	Working Pressure (SF 4.0:1)	Burst Pressure	Bend Radius	Weight	Insert ID
5,0 mm	11,2 mm	1.285 bar	1.035 bar	4.140 bar	250 mm	0,280 kg/m	2,5 mm
0,20 inch	0,44 inch	18.630 psi	15.000 psi	60.000 psi	9,84 inch	0,188 lbs/ft	0,10 inch

Part no.	Thread	Material	Dimensions (mm)				Sleeve
			A	B	C	⚙	
Sleeve							
10540145	-	AISI 316Ti	15,4	56	-	-	

Part no.	Thread	Material	Nut	Dimensions (mm)				Insert
				A	B	C	⚙	
HP fitting								
40540205H	1/4"x28UNF LH	AISI 316Ti	-	2,5	86	14	-	
Female swivel 24°/60°								
20540315H	G1/4"	AISI 316Ti	50540305	2,5	71	-	19	
Type M female swivel								
20540665H	9/16"x18UNF	AISI 316Ti	50540605	2,5	68	-	19	

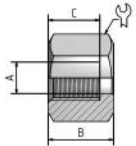
Hose Type 5/4HT®


54HT458

SPIR STAR®

High temperature

ID5 - Series: H

Part no.	Thread	Material	Relief bores	Dimensions (mm)				Swivel nut
				A	B	C	⌀	
Swivel nut								
50540605	9/16"x18UNF	AISI 316Ti	1 radial	9,2	18	14	19	
50540305	G1/4"	AISI 316Ti	1 radial	9,2	16,5	8,5	19	

Part no.	Mesh length (mm)	Overall length (mm)	Breaking strength (kN)	Suitable for SPIR STAR® hose outer diameter (mm)	Hose securing grip
9056400	600,00	740,00	10,20	10-15	

Important Information!

In case of accidental leakage when transferring hot medium through SPIR STAR hoses the potential for injury exists from escaping fluids at high temperature (up to 150 C or 300F) while under pressure. When used for this purpose SPIR STAR HT series hoses should only be used when there is appropriate protecting devices in place to rule out the possibility of injury. The protecting devices may be removed only (e.g. for repairs) after the hose assembly has been depressurized and cooled to ambient temperature.

Production related variations of the burst pressure of up to 5 % are possible. Other colors upon request.

Maximum test pressure (1560 bar / 22620 psi).

The safety factors between the burst pressure and the working pressure as well as the test pressure depend on the operating conditions. For gaseous media the outer cover is to be pinpricked.

Regarding the safety factor for gaseous media please contact your local SPIR STAR® assembling center.

The indicated working pressure refers to the hose only. Depending on the used fitting the permitted working pressure of a hose assembly may be less.

We reserve our rights for technical changes without notice. Subject to printing errors.