



Applications

- Waterblast:** Surface preparation (concrete removal, surface cleaning of buildings, paint removal), tank and vessel cleaning
- Hydraulics:** Pressure test equipment (valves, tooling and control panels), hydraulic tools (instrumentation packages for gauges, control of service equipment, hydraulic jacks, hydraulic tools)
- Oil and Gas:** Grease injection, chemical injection, nitrogen service, Gaseous media handling

Technical Information

- Inner Core:** Polyamide (PA)
- Pressure Support:** 6 layers of high-tensile steel wire
- Outer Cover:** Polyamide (PA)
- Color:** Blue
- Temperature:** -30°C to +60°C [-22°F to 140°F]


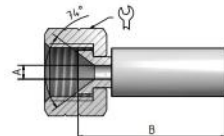
Ø ID	Ø OD	Working Pressure -- (SF 2,5:1)	Burst Pressure	Bend Radius	Weight	Insert ID
15,9 mm	27,7 mm	--	1.520 bar	320 mm	1,520 kg/m	10,5 mm
0,63 inch	1,09 inch	--	22.040 psi	12,60 inch	1,022 lbs/ft	0,41 inch


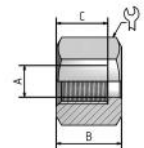
Part no.	Thread	Material	Dimensions (mm)				Sleeve
			A	B	C	⚙	
Sleeve							
11660102	-	Steel	35	68	-	-	



Part no.	Thread	Material	Nut	Dimensions (mm)				Insert
				A	B	C	⚙	
HP fitting								
41660114C	M18x1,5 LH	Stainless steel	-	10,5	141	28	-	


Part no.	Thread	Material	Nut	Dimensions (mm)				Insert
				A	B	C	⚙	
Female swivel with O-Ring								
21660104C	M30x2	Stainless steel	51640201	10,5	98	-	41	


Part no.	Thread	Material	Nut	Dimensions (mm)				Insert
				A	B	C	⚙	
Type M female swivel								
21660604C	1 5/16"x12UN	Stainless steel	52040645	10,5	100	-	46	

Part no.	Thread	Material	Nut	Dimensions (mm)				Insert
				A	B	C		
JIC female swivel								
21660644C	I 5/16"x12UN	Stainless steel	52040605	10,5	94	-	46	

Part no.	Thread	Material	Relief bores	Dimensions (mm)				Swivel nut
				A	B	C		
Swivel nut								
52040605	I 5/16"x12UN	AISI 316Ti	I radial	25,5	34,5	14,5	46	
52040645	I 5/16"x12UN	AISI 316Ti	I radial	25,5	31,5	11,5	46	
51640201	M30x2	Steel	I radial	20,5	28	15	41	

Part no.	Size (mm)	Material	Crimp ring	Hose protection
1.904252	ID Ø42, OD Ø52	PVC	1005257	
Hose protection with spiral				
1.914051	ID Ø40, OD Ø47	PVC	1005054	
1.915158	ID Ø50, OD Ø58	PVC	1006064	

Part no.	Material	Crimp ring	Dimensions (mm)		Bend restrictor
			Ø	Length	
PU bend restrictor					
1.953845	PU	1005257	56	350	

Part no.	Mesh length (mm)	Overall length (mm)	Breaking strength (kN)	Suitable for SPIR STAR® hose outer diameter (mm)	Hose securing grip
9136400	600,00	800,00	24,30	25-30	



Accessories combinations

Without hose protection				
Description		Bend restrictor	Crimp ring	Securing grips
Securing grip		-	-	9136400
Hose protection without spiral				
Description	Protection hose	Bend restrictor	Crimp ring	Securing grips
Protection hose	1.904252	-	1005257	-
with bend restrictor	1.904252	1.953845	1005257	-
with securing grip	1.904252	-	-	9136400
Hose protection with spiral				
Description	Protection hose	Bend restrictor	Crimp ring	Securing grips
Protection hose	1.914051	-	1005054	-
with bend restrictor	1.915158	1.953845	1005257	-
with securing grip	1.914051	-	-	9136400

Production related variations of the burst pressure of up to 5 % are possible. Other colors upon request.

The safety factors between the burst pressure and the working pressure as well as the test pressure depend on the operating conditions. For gaseous media the outer cover is to be pinpricked.

Regarding the safety factor for gaseous media please contact your local SPIR STAR® assembling center.

The indicated working pressure refers to the hose only. Depending on the used fitting the permitted working pressure of a hose assembly may be less.

*) Blast-Pro® fittings may only be used for tube cleaning operations inside the tube. They have not been designed for the use outside of tubes.

We reserve our rights for technical changes without notice. Subject to printing errors.