



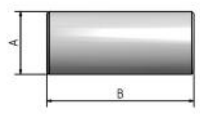
Applications

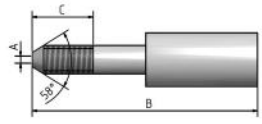
- Waterblast:** Heat exchanger tube cleaning, surface preparation (concrete removal, surface cleaning of buildings, paint removal), tank and vessel cleaning, ultra high-pressure waterjet cutting and hydro demolition (cutting and demolition of armoured concrete, pipelines, paper or steel)
- Hydraulics:** Pressure test equipment (valves, tooling and control panels)
- Oil and Gas:** Gaseous media handling

Technical Information

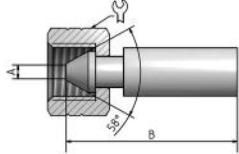
- Inner Core:** Polyoxymethylene (POM)
- Pressure Support:** 8 layers of high-tensile steel wire
- Outer Cover:** Polyamide (PA)
- Color:** Chrome yellow
- Temperature:** -30°C to +60°C [-22°F to 140°F]

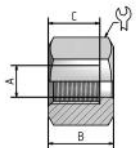
Ø ID	Ø OD	Working Pressure -- (SF 2,1:1)	Burst Pressure	Bend Radius	Weight	Insert ID
12,8 mm	27,7 mm	--	2.800 bar	350 mm	2,085 kg/m	7,5 mm
0,50 inch	1,09 inch	--	40.600 psi	13,78 inch	1,397 lbs/ft	0,30 inch



Part no.	Thread	Material	Nut	Dimensions (mm)				Sleeve
				A	B	C	⚙	
Sleeve								
11380116	-	Steel	-	31,6	86,5	-	-	


Part no.	Thread	Material	Nut	Dimensions (mm)				Insert
				A	B	C	⚙	
HP fitting								
41360104E	M18x1,5 LH	Stainless steel	-	7,5	157	28	-	
41360214E	9/16"x18UNF LH	Stainless steel	-	7,5	137	23,8	-	


Part no.	Thread	Material	Nut	Dimensions (mm)				Female swivel with O-Ring
				A	B	C	⚙	
Female swivel with O-Ring								
21360244E	M24x1,5	Stainless steel	51361206	8,5	115	-	32	

Part no.	Thread	Material	Nut	Dimensions (mm)				Insert
				A	B	C	⌀	
Type M female swivel								
21360644E	1"x12UNF	Stainless steel	51360645, 51360641, 51360643	7,5	96	-	32	

Part no.	Thread	Material	Relief bores	Dimensions (mm)				Swivel nut
				A	B	C	⌀	
Swivel nut								
51360641	1"x12UNF	Steel	1 radial	16,8	28	22	32	
51360643	1"x12UNF	Stainless steel	1 radial	16,8	28	22	32	
51360645	1"x12UNF	AISI 316Ti	1 radial	16,8	28	22	32	
51361206	M24x1,5	Steel	2 axial	16,8	28	21	32	

Part no.	Size (mm)	Material	Crimp ring	Hose protection	
				Without spiral	With spiral
Hose protection without spiral					
1.903542	ID Ø35, OD Ø42	PVC	1004348		
1.904252	ID Ø42, OD Ø52	PVC	-		
Hose protection with spiral					
1.913541	ID Ø32, OD Ø40	PVC	1004348		
1.914051	ID Ø40, OD Ø47	PVC	1005054		
1.914553	ID Ø45, OD Ø53	PVC	-		

Part no.	Material	Crimp ring	Dimensions (mm)		Bend restrictor
			Ø	Length	
PU bend restrictor					
1.953545	PU	1005054	54	350	

Part no.	Mesh length (mm)	Overall length (mm)	Breaking strength (kN)	Suitable for SPIR STAR® hose outer diameter (mm)	Hose securing grip
Hose securing grip short version					
9136400	600,00	800,00	24,30	25-30	

Accessories combinations

Without hose protection				
Description		Bend restrictor	Crimp ring	Securing grips
Bend restrictor		1.953545	1005054	-
Securing grip		-	-	9136400
Hose protection without spiral				
Description	Protection hose	Bend restrictor	Crimp ring	Securing grips
Protection hose	1.903542	-	1004348	-
with bend restrictor	1.904252	1.953545	1005054	-
with securing grip	1.904252	-	-	9136400
Hose protection with spiral				
Description	Protection hose	Bend restrictor	Crimp ring	Securing grips
Protection hose	1.913541	-	1004348	-
with bend restrictor	1.914553	1.953545	1005054	-
with securing grip	1.914051	-	-	9136400

Production related variations of the burst pressure of up to 5 % are possible. Other colors upon request.

The safety factors between the burst pressure and the working pressure as well as the test pressure depend on the operating conditions. For gaseous media the outer cover is to be pinpricked.

Regarding the safety factor for gaseous media please contact your local SPIR STAR® assembling center.

The indicated working pressure refers to the hose only. Depending on the used fitting the permitted working pressure of a hose assembly may be less.

*) Blast-Pro® fittings may only be used for tube cleaning operations inside the tube. They have not been designed for the use outside of tubes.

We reserve our rights for technical changes without notice. Subject to printing errors.