

# Hose Type I0/2

102200

ID10 - Series: A

**SPIR STAR**®

## Applications

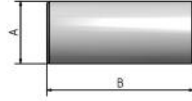
- Waterblast:** Heat exchanger tube cleaning  
**Hydraulics:** Pressure test equipment (valves, tooling and control panels)

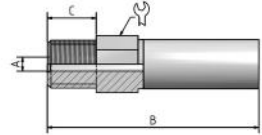
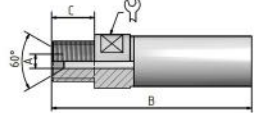
## Technical Information

- Inner Core:** Polyamide (PA)  
**Pressure Support:** 2 layers of high-tensile steel wire  
**Outer Cover:** Polyamide (PA)  
**Color:** Green  
**Temperature:** -30°C to +70°C [-22°F to 158°F]



Ø ID	Ø OD	Working Pressure -- (SF 2,5:1)	Burst Pressure	Bend Radius	Weight	Insert ID
10,1 mm	15,5 mm	--	690 bar	160 mm	0,280 kg/m	6,5 mm
0,40 inch	0,61 inch	--	10.005 psi	6,30 inch	0,188 lbs/ft	0,26 inch

Part no.	Thread	Material	Dimensions (mm)				Sleeve
			A	B	C	⚙	
<b>Sleeve</b>							
11020101	-	Steel	20,8	57,5	-	-	

Part no.	Thread	Material	Nut	Dimensions (mm)				Insert
				A	B	C	⚙	
<b>Male fitting</b>								
31020401A	3/8"x18NPTF	Steel	-	6,5	82	14	19	
31020405A	3/8"x18NPTF	AISI 316Ti	-	6,5	82	14	19	
31020425A	1/2"x14NPT	AISI 316Ti	-	6,5	86	18	22	
<b>Male fitting 60° internal cone</b>								
31020311A	G3/8"	Steel	-	6,5	78,5	12	17	

Part no.	Thread	Material	Nut	Dimensions (mm)				Insert
				A	B	C	⚙	
<b>Female swivel 24°/60°</b>								
21020301A	G1/2"	Steel	51060311	6,5	73	-	27	
21020305A	G1/2"	AISI 316Ti	51060315, 51060311	6,5	73	-	27	
<b>Female swivel with O-Ring</b>								
21020221A	M22x1,5	Steel	51060201, 51060205	6,5	83	-	30	
21040201A	M24x1,5	Steel	51321206	6,5	83,5	-	32	
<b>Type M female swivel</b>								
21020645A	3/4"x16UNF	AISI 316Ti	51320615	6,5	69	-	24	

Part no.	Thread	Material	Relief bores	Dimensions (mm)				Swivel nut
				A	B	C	⚙	
<b>Swivel nut</b>								
51320615	3/4"x16UNF	AISI 316Ti	1 radial	14,2	22,5	17,5	24	
51060311	G1/2"	Steel	1 radial	16,7	23,5	13,5	27	
51060315	G1/2"	AISI 316Ti	1 radial	16,7	23,5	13,5	27	
51060201	M22x1,5	Steel	2 axial	14,2	23	14	30	
51060205	M22x1,5	AISI 316Ti	2 axial	14,2	25	14	30	
51321206	M24x1,5	Steel	2 axial	16,8	23	16	32	

Part no.	Mesh length (mm)	Overall length (mm)	Breaking strength (kN)	Suitable for SPIR STAR® hose outer diameter (mm)	Hose securing grip
<b>Hose securing grip short version</b>					
9086400	600,00	780,00	20,40	15-20	

Production related variations of the burst pressure of up to 5 % are possible. Other colors upon request.

The safety factors between the burst pressure and the working pressure as well as the test pressure depend on the operating conditions. For gaseous media the outer cover is to be pinpricked.

Regarding the safety factor for gaseous media please contact your local SPIR STAR® assembling center.

The indicated working pressure refers to the hose only. Depending on the used fitting the permitted working pressure of a hose assembly may be less.

\*) Blast-Pro® fittings may only be used for tube cleaning operations inside the tube. They have not been designed for the use outside of tubes.

We reserve our rights for technical changes without notice. Subject to printing errors.